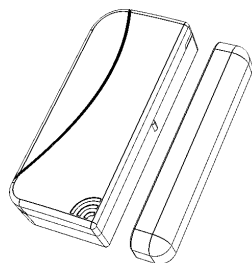


alula™ RE322 NanoMax™ Door/Window Sensor

Resolution Compatibles DSC® Compatible



NanoMax is the smallest full-featured security transmitter in the industry. It is typically used to sense opening and closings of doors and windows, but can secure just about anything using its Strip & Stick™ external contact holes. It will alarm when the magnet is pulled away from the NanoMax or when the external contact is opened.



Features

- Quick peel and press mounting
- Small profile for a near invisible look
- Most flexible magnet positioning in the industry
- Strip & Stick external contact holes
- 5 year warranty

Enroll by placing the panel into wireless enrollment mode and then sending an enrollment signal from NanoMax. Alternatively, NanoMax can be enrolled by entering its 8-character serial number on the interactive service provider's web portal.

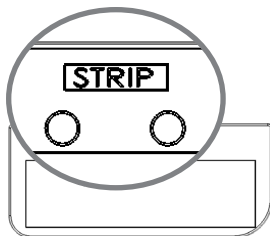
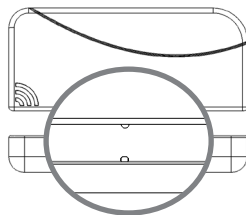
Options for sending an Enrollment Signal

- Remove the battery tab, which can be done without removing the cover, OR
- Touch the magnet to the sensor 5 times within 5 seconds, OR
- Remove the cover to trip tamper

Install by removing the adhesive paper and adhering the NanoMax and magnet on a door or window. Make sure to align the alignment marks on the NanoMax and magnet when mounting. Alternatively, NanoMax can be used with an external contact instead of the reed switch.

External Contact (not evaluated by ETL)

- If you are using the external contact then you cannot use the reed switch.
- Use a **normally-closed** contact because NanoMax will transmit an alarm when it sees the external contact **open**.
- Do not use end-of-line resistors.
- Connect the contact to NanoMax by inserting the contact's wires into the two Strip & Stick holes on the back of NanoMax.
- Additional wiring information can be found by searching alula.net for "external contact wiring".



Use the panel installation guide to verify proper system setup.

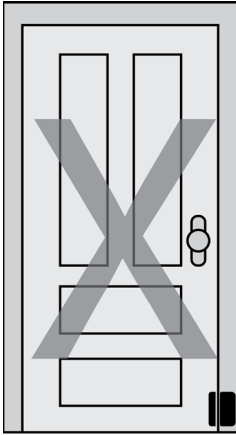
Pro Tips

3M VHB Tape works great if the surface is properly prepared and firm pressure is applied for over 10 seconds.

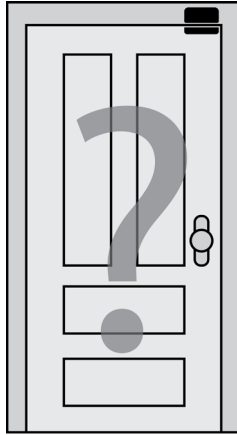
Surface Preparation

- Clean the surface
- Ensure the mounting surface temperature is above 50 °F

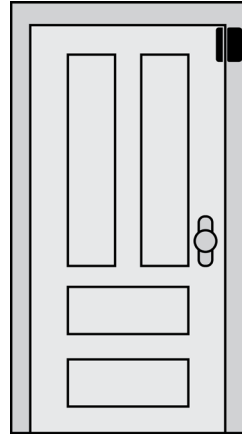
Wireless performance is optimized when mounted near the top of the door in a vertical orientation.



WRONG



OK

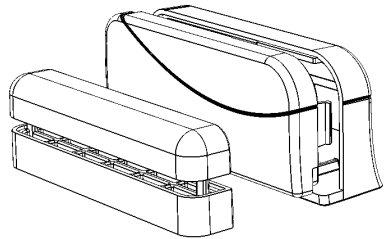


BEST

Accessories

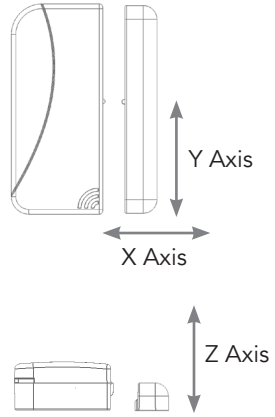
MetalMax™ NanoMax Mounts (RE033-16) can be used for better performance on metal and narrow mounting situations.

- Improves wireless performance by moving the internal antenna away from metal surfaces.
- Provides an alternate mounting orientation for narrow installs.
- Increases magnet gap distance on metal surfaces.



Magnet Gap Specifications

Non-Ferromagnetic Surface	
Nominal Mounting Distance	0.75 inches (2.0 cm)
X Axis - Make	0.90 inches (2.3 cm)
Break	0.95 inches (2.5 cm)
Y Axis - Make	1.70 inches (4.3 cm)
Break	1.75 inches (4.5 cm)
Z Axis - Make	1.10 inches (2.8 cm)
Break	1.15 inches (3.0 cm)
Ferromagnetic Surface (Using RE033 Mount)	
Nominal Mounting Distance	0.50 inches (1.2 cm)
X Axis - Make	0.55 inches (1.4 cm)
Break	0.60 inches (1.5 cm)
Y Axis - Make	1.50 inches (3.8 cm)
Break	1.55 inches (4.0 cm)
Z Axis - Make	0.70 inches (1.8 cm)
Break	0.75 inches (2.0 cm)



Specifications

Physical	
Housing Dimensions	1.80 x 0.77 x 0.39 inches (4.6 x 2.0 x 1.0 cm)
Weight with Battery	0.53 ounces (15 grams)
Mounting Fastener	3M VHB Tape
Environmental	
Operating Temperature	32 to 120 °F (0 to 49 °C)
Maximum Humidity	85% non-condensing relative humidity
Sensor Specifications	
Frequency	433.92 MHz
Replacement Battery	One Panasonic CR1632
Nominal Battery Life	6 years
Battery Voltage	3.0 VDC (Nominal), 2.62VDC (Low)
Current Draw	20 mA (Maximum), 0.5uA (Quiescent)
Transmitted Indications	Cover Tamper, Low Battery, Supervision
Certifications	
RE322	FCC, IC

Specification subject to change without notice

WARRANTY

Alula will replace non-portable products that are defective in their first five (5) years, and all portable products that are defective in their first two (2) years.

IC NOTICE

This device complies with Industry Canada license-exempt RSS standard(s). Operation is subject to the following two conditions:

- (1) This device may not cause interference, and
- (2) This device must accept any interference, including interference that may cause undesired operation of the device.

Le présent appareil est conforme aux cnr d'Industrie Canada applicables aux appareils radio exempts de licence. L'exploitation est autorisée aux deux conditions suivantes:

- (1) L'appareil ne doit pas produire de brouillage, et
- (2) L'utilisateur de l'appareil doit accepter tout brouillage radioélectrique subi, même si le brouillage est susceptible d'en compromettre le fonctionnement.

IC: 8310A-RE322

FCC NOTICE

This device complies with Part 15 of the FCC rules. Operation is subject to the following two conditions:

- (1) This device may not cause harmful interference.
- (2) This device must accept any interference that may be received, including interference that may cause undesired operation.

Changes or modifications not expressly approved by Alula could void the user's authority to operate this equipment.

FCC ID: U5X-RE322

TRADEMARKS

Alula is a trademark owned by Alula Holdings, LLC.

"DSC" is a trademark owned by TYCO.

Alula products will function with DSC systems. However, no Alula product is produced by, endorsed by, or is officially associated with DSC.

Alula recommends verifying proper enrollment and operation, per control panel installation instructions, at installation.