

**The Temperature Sensor** is used to detect freeze and overheat conditions. The sensor will alarm when the temperature trip points are reached.

### Features

- Indicates freeze and overheat warnings
- Industry-leading wireless range and battery life
- Secure encrypted wireless transmissions
- 5-year warranty

**Enroll** by placing the panel into wireless enrollment mode and then sending an enrollment signal from the sensor. Alternatively, the sensor can be enrolled by entering its 8-character serial number on the interactive service provider's web portal.

#### Options for sending an Enrollment Signal

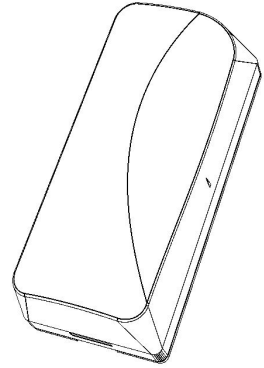
- Remove the battery tab, OR
- Remove the cover to trip tamper

**Install** by mounting the sensor in the desired location using two #4 or #6 screws. An optional cover-securing screw is included. Alternatively, the sensor can also be installed using 3M VHB tape.

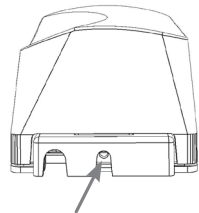
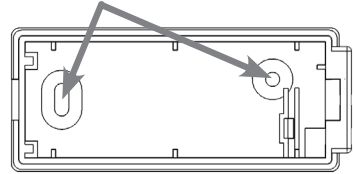
**Freeze** or **Heat** alarms are transmitted when the temperature trip points are reached.

#### Temperature Trip Points

- Heat alarms when over 100°F (38°C)
- Heat restores when under 97°F (36°C)
- Freeze alarms when under 45°F (7°C)
- Freeze restores when over 48°F (9°C)



Mounting Screw Holes



Cover-Securing Screw Hole

## Pro Tips

**3M VHB Tape** works great if the surface is properly prepared and firm pressure is applied for over 10 seconds.

### Surface Preparation

- Clean the surface
- Ensure the mounting surface temperature is above 50°F

## Specifications

Physical	
Housing Dimensions	3.30 x 1.40 x 1.10 inches (8.3 x 3.6 x 2.7 centimeters)
Weight with Battery	1.90 ounces (54 grams)
Mounting Fastener	#4 or #6 screws (not provided)
Environmental	
Operating Temperature	0°F to 120°F (0°C to 49°C)
Maximum Humidity	85% non-condensing relative humidity
Sensor Specifications	
Frequency	345 MHz
Replacement Battery	One Panasonic CR123A
Nominal Battery Life	10 years
Battery Voltage	3.0 VDC (Nominal), 2.2 VDC (Low)
Current Draw	20 mA (Maximum), 0.6 uA (Quiescent)
Transmitted Indications	Cover Tamper, Low Battery, Supervision
Certification	
RE205	FCC, IC

*Specifications subject to change without notice*

### WARRANTY

Alula will replace all non-portable products that are defective in their first five (5) years, and all portable products that are defective in their first two (2) years.

### IC NOTICE

This device complies with Industry Canada license-exempt RSS standard(s). Operation is subject to the following two conditions:

- (1) This device may not cause interference, and
- (2) This device must accept any interference, including interference that may cause undesired operation of the device.

Le présent appareil est conforme aux cnr d'Industrie Canada applicables aux appareils radio exempts de licence. L'exploitation est autorisée aux deux conditions suivantes:

- (1) L'appareil ne doit pas produire de brouillage, et
- (2) L'utilisateur de l'appareil doit accepter tout brouillage radioélectrique subi, même si le brouillage est susceptible d'en compromettre le fonctionnement.

IC: 8310A-RE205

### FCC NOTICE

This device complies with Part 15 of the FCC rules. Operation is subject to the following two conditions:

- (1) This device may not cause harmful interference.
- (2) This device must accept any interference that may be received, including interference that may cause undesired operation.

Changes or modifications not expressly approved by Alula could void the user's authority to operate this equipment.

FCC ID: U5X-RE205

### TRADEMARKS

Alula is a trademark owned by Alula Holdings, LLC.

"Honeywell" is a trademark owned by Honeywell International, Inc. Alula products will function with Honeywell systems. However, no Alula product is produced by, endorsed by, or officially associated with Honeywell. Alula recommends verifying proper enrollment and operation, per control panel installation instructions, at installation.